



LightTape®

BACKLIGHTING GUIDE



LightTape®

Bring your *imagination* to light.

Proudly made in the USA. 



Even Illumination:

No hot or cold spots of any size. Single panels nearly a meter wide with the ability to overlap and cover any surface. No diffusion necessary, unlike LEDs.



Thin and Wide:

Thinner than a credit card, fits into any space. Easily transform an existing kitchen or bathroom into a backlit surface.



Custom-cut Shapes

Illuminate any custom shape, even holes are not a problem. Send us a file and we can laser cut Light Tape® to any dimension.



Surfaces Can Go Directly On Top

Heavy load capable, vibration and impact resistant. Place your solid surface directly over the Light Tape® without any buffer materials.



No Heat Problems

Light Tape® produces zero heat and is cool to touch. Light Tape® can also operate in extreme temperature conditions.



Easy Installation

Comes rolled up in a box, extremely light weight, just unroll it and place your solid surface on top. Illuminate a 20 foot bar with one Light Tape® panel and a connection.



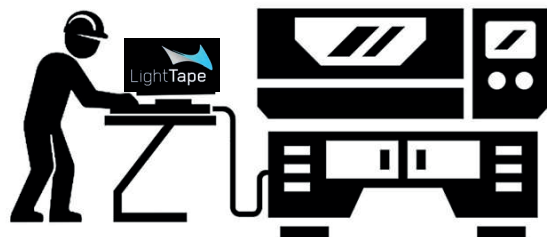
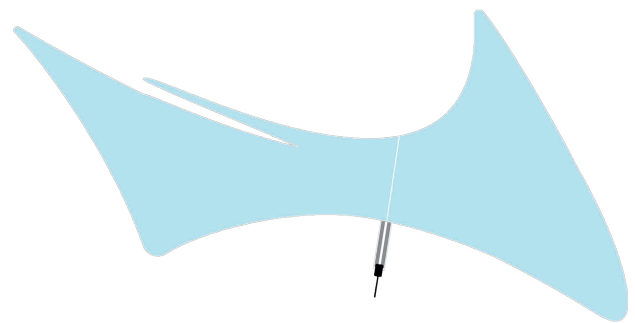

Cut Any Shape Using Our Patented Technology

Since the entire Light Tape® surface is a light source, all we need is a file to put our laser cutter to work. With pinpoint accuracy, we can create a light to fit any shape.

Creating a custom shaped light source would usually be a daunting process, but with Light Tape®, bespoke lighting has never been easier. For custom shapes, we require an Adobe illustrator or PDF file to be submitted with your design.

Please email us at thelighttapeteam@lighttape.com.

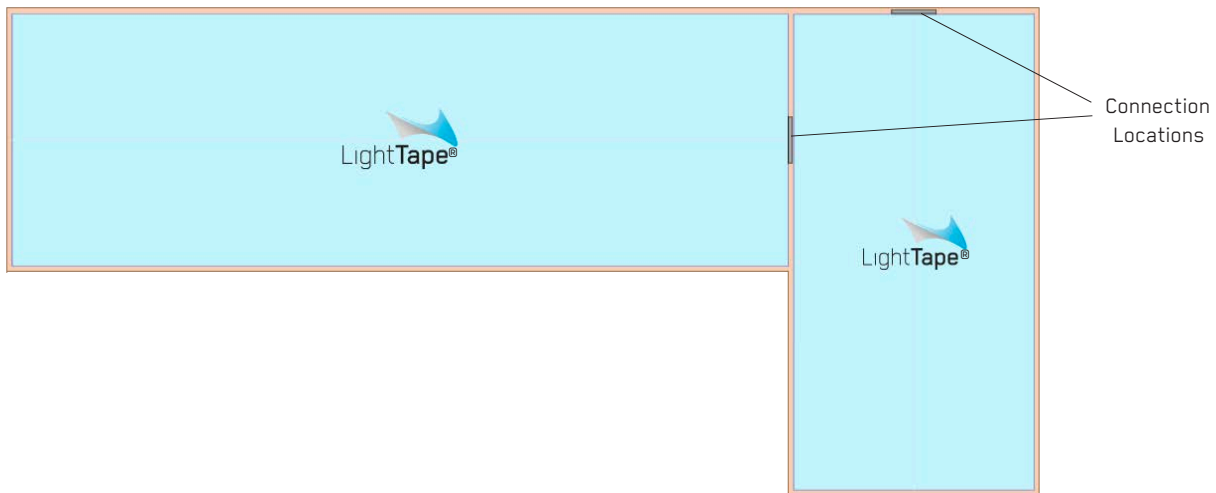
If you do not have an AI file for your shape, it is possible for our team to create one for you. In this case, simply provide a template of your shape, and we can do the rest. Or we can send you some material and instructions on how to create one.



How To Order: Send Us Your Plans

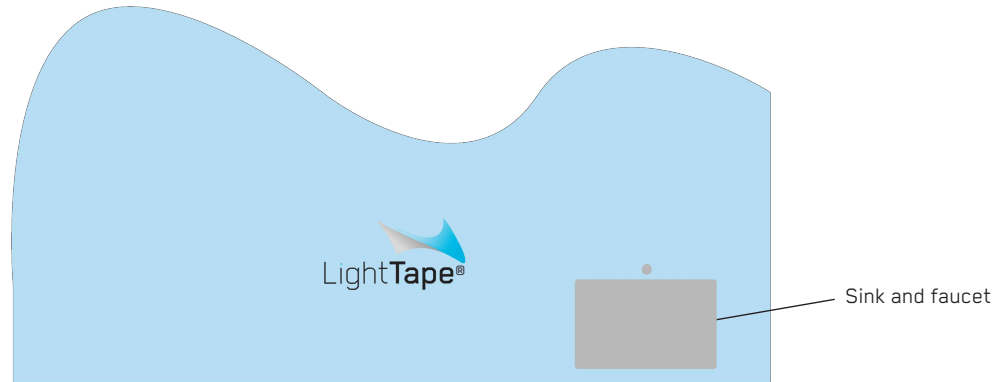
BASIC BAR, COUNTER TOP, OR WALL

Any surface area can be evenly illuminated with a minimal number of panels and connections. A bar design resembling the one below would require only two Light Tape® panels and one power supply. The Light Tape® panel is placed directly on surface with double sided adhesive. Send us a template with dimensions and we'll figure out the panel layout.



SURFACE WITH CUT OUTS AND CUSTOM SHAPES

Light Tape® panels can be custom cut to any shape and placed side-by-side or overlapped to seamlessly illuminate any surface. For custom shapes, an AI file or template will need to be provided. Don't worry about cold spots or uneven light common with LEDs.



Do you have a curved or oval counter top, cut outs for sinks, faucets, stanchion holes for mounting, or shapes that can be classified as non-rectangular?

If so, this is what we need from you:

- 1) Please prepare a .plt, .dwg, or .ai file. The file should be the exact size the client would like the Light Tape® lamp cut excluding lamination. Please scale the file down by .25" to account for 1/8" lamination trim on all sides. Files must be reduced to illuminated area, reducing capacity for error. If you prefer, we can accept two files – one for lit area, and one for the finished size.
- 2) Following the receipt of your file, our production team will create a physical template from the file submitted on a plastic film. We will ship this to you for approval. Please note that there will be an additional 1/8" laminate border surrounding the final illuminated Light Tape® panel.
- 3) Once the plastic template is approved, your order will be produced.

Send us your file, and we'll take it from there!

1320 North Arthur Ashe Boulevard
Richmond, Virginia 23230 USA
Tel: 804 355 1692
thelighttapeteam@lighttape.com

