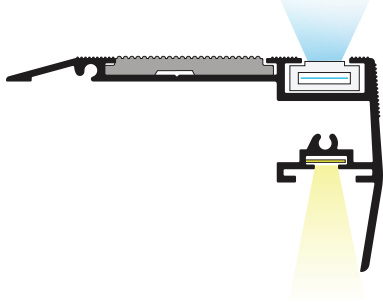


## StepGuard™ Classic Stadium

(PN: SG™ CLASSIC STADIUM)



## SG™ Classic Stadium: Light Tape® Lamp and LEDs

Designed for an immersive experience with a visibly defined step edge in mind. It contains an LED downlight that illuminates the floor, along with a Tape Light® uplight that guides your foot placement on each step.

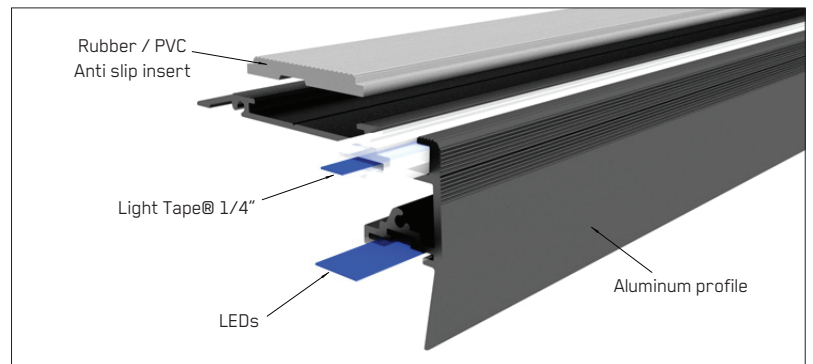
The Light Tape® light source will not be visible when seated due to viewing angle. No glare on your glasses from behind. The uplight is only visible when standing and walking down the stairs, eliminating hazy distractions. There will also be the wash on each step from the LEDs.

The SG™ Classic Stadium is recommended for flat floors or low pile carpet venues. Ideal for illuminating step landings larger than 12 inches.

### How to Specify: SG™ CLASSIC STADIUM

- StepGuard™ PN: SG™ CLASSIC STADIUM with Light Tape® electroluminescent lighting, manufactured by Electro-LuminX Lighting Corporation in the United States.
- For a basic quote, we need the number of steps per cinema and total meters of profile to determine power requirements.
- We also offer a service where we will go through architectural files to determine layout and what is required for the installation.
- For final sign-off we will need color of Light Tape®, each step length and which side of step for electrical connection.

### Description of Parts



### SG™ Classic Stadium Design Features

- Arrives Plug & Play ready for installation. IP65 rated.
- Illuminated by two Light Tape® Electroluminescent lamps.
- Aluminum profile length tolerance +/- 3mm.
- Extremely energy efficient: 1/4 watt per meter or 1/2 watt total with two Light Tape® lamps.
- Fully compliant - TUV IECEE IP65 certified.
- Aluminum profile with non-slip insert on top.
- Screws into step for quick installation.
- Mechanically fastened end caps, not glued.



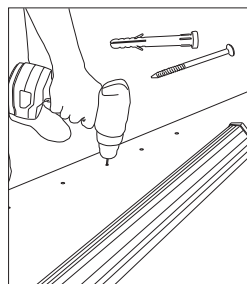
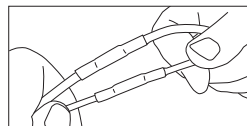
#### Available Light Tape® Colors



- No glare, completely uniform light with no heat.
- 4 1/4 watt per meter. 10% of LEDs at same brightness.
- Only 3 milliamps of current per linear meter step.

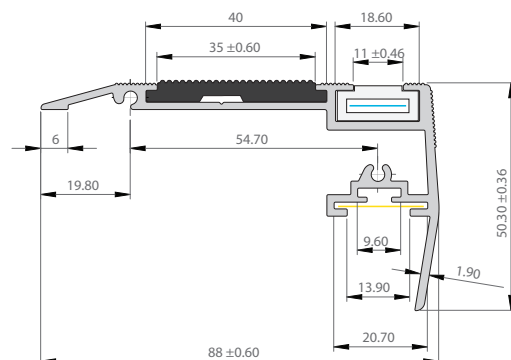
### Rapid Installation

- Always use Heat Shrink Tubing Thin Wall, 2:1 Shrink Ratio to seal connections between profile lead and your main wiring.
- To fix profile on surface, we recommend using 1/4 x 2 1/4 screw with nylon anchor every 10cms / 3.93 inches.



For step by step installation process, please refer to our installation manual section.

### General SG™ Classic Stadium Dimensions



\*All measurements in mm